

USACE Memphis District Smartphone App

Report Safety Concerns Using the App's Safety Tool

The Memphis District app contains links to district offices, information about the district, and district-owned social media pages. Another valuable feature available is the "Safety First" tool. This tool allows anyone using the app to report safety concerns directly to the district safety office in a matter of minutes. Additionally, the user can remain anonymous if preferred, and users also have the option of attaching photos of the hazard. For steps on how to download and use this application tool, see below for step by step instructions.

1. Download the USACE Memphis Districts smartphone application by following one of the below methods:

- a. Open your smartphone's application store and use "Memphis District USACE" as the search term
- b. Scan the "Android QR Code" (pictured to right) for Google Play
- c. Scan the "Apple QR Code" (pictured to right) for the Apple Store

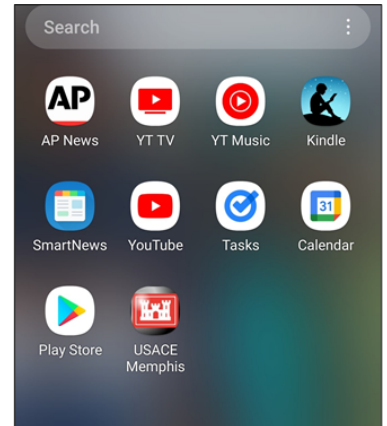

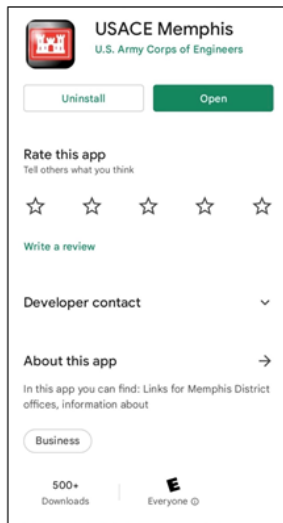
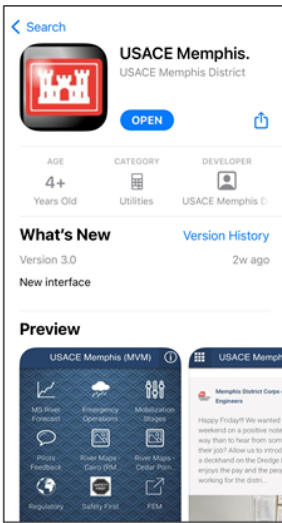
Apple Store



Google Play



2. Once displayed, tap the "get" or "install" option to download



3. To report a safety concern/hazard:

- a. Tap the "Safety First" icon in the center of the home page
- b. Select the "Report a Near Miss" tab on the following page
- c. Complete questionnaire, review answers, and submit once complete
- d. Your submission will be sent directly and securely to the Memphis District Safety Office

